

Cobham AVIATOR SP

INTRODUCTION


Carlisle Interconnect Technologies (CarlisleIT) is pleased to offer turnkey integration kits for the Cobham AVIATOR SP system. These kits are ideal for all installations where customized engineering is expensive and unnecessary.

Coax and Harness Kits are engineered to custom cabling lengths and include connectors to match your installation needs. The trays are manufactured per the Cobham specification. CarlisleIT's engineering team is available to answer questions and provide guidance on selecting the perfect combination of components for your specific application.

FEATURES	BENEFITS
System Coaxial Kits	<ul style="list-style-type: none"> • Custom lengths; fully and partially terminated cable options
SDU & HPA Trays	<ul style="list-style-type: none"> • 2 & 3 MCU Fan & Non-Fan cooled options
System Harness Kits	<ul style="list-style-type: none"> • Custom lengths; terminated at SDU connector end



2 MCU with Bottom DC Fan (P/N: 200-106639-101)



Dual 2/3 MCU with Bottom DC Fan & Rails (P/N: 200-106027-102)



2 MCU with No Fan (P/N: 6L02S2C1C20)

Cobham AVIATOR SP

TRAYS

The trays are designed per the AVIATOR SP system specifications. Standard 2 MCU trays are available for the SDU-7320 and HPA-7450 LRUs; a 3 MCU tray is available for the 4-Channel SDU-7330. If your installation requires forced air cooling, fan-cooled trays are available as well. Refer to the table below to determine the trays that best fit your installation or contact CarlisleIT engineering to customize a tray to meet your needs.

LRU	Tray Size	Fan Location	Fan Power	Part Number	Specification Drawing
SDU-7320	2 MCU	No Fan	N/A	6L02S2C1C20	ECS-210770
		Bottom	28 VDC	200-106694-101	900-106695
		Left	28 VDC	200-106694-102	900-107170
		Right	28 VDC	200-106694-103	900-107171
		Rear	28 VDC	200-106694-104	900-107172
		Bottom	115 VAC, 400 Hz	200-106694-105	900-107173
		Left	115 VAC, 400 Hz	200-106694-106	900-107174
		Right	115 VAC, 400 Hz	200-106694-107	900-107175
HPA-7450	2 MCU	No Fan	N/A	6L02S2C1C20	ECS-210770
		Bottom	28 VDC	200-106639-101	900-106640
		Left	28 VDC	200-106639-102	900-107177
		Right	28 VDC	200-106639-103	900-107178
		Rear	28 VDC	200-106639-104	900-107179
		Bottom	115 VAC, 400 Hz	200-106639-105	900-107180
		Left	115 VAC, 400 Hz	200-106639-106	900-107181
		Right	115 VAC, 400 Hz	200-106639-107	900-107182
SDU-7330	3 MCU	No Fan	N/A	6L03S2C1C20	ECS-210775
		Bottom	28 VDC	200-107184-101	900-107185
		Left	28 VDC	200-107184-102	900-107186
		Right	28 VDC	200-107184-103	900-107187
		Rear	28 VDC	200-107184-104	900-107188
		Bottom	115 VAC, 400 Hz	200-107184-105	900-107189
		Left	115 VAC, 400 Hz	200-107184-106	900-107190
		Right	115 VAC, 400 Hz	200-107184-107	900-107191
SUD-7330 & HPA-7450	Dual 2/3 MCU	No Fan	N/A	200-106027-110	900-107193
		Bottom	28 VDC	200-106027-101	900-107194
		Bottom w/ Rails	28 VDC	200-106027-102	900-106028
		Left	28 VDC	200-106027-103	900-107195
		Right	28 VDC	200-106027-104	900-107196
		Rear	28 VDC	200-106027-105	900-107197
		Bottom	115 VAC, 400 Hz	200-106027-106	900-107198
		Left	115 VAC, 400 Hz	200-106027-107	900-107199
		Right	115 VAC, 400 Hz	200-106027-108	900-107200
		Rear	115 VAC, 400 Hz	200-106027-109	900-107201

Cobham AVIATOR SP

COAXIAL CABLE KITS

Coaxial Cable Kits are engineered to your required length and optimized for loss and attenuation dependent upon your installation length. Various cable types and connectors (Straight or Right Angle) are available to optimize your installation needs. The kits are designed for all antenna configurations. Just plug and play!

Please refer to the configurator worksheet and drawings below to generate your coax P/N. TNC connectors and ARINC sockets are automatically chosen based on cable type and connector configuration.

INSTRUCTIONS

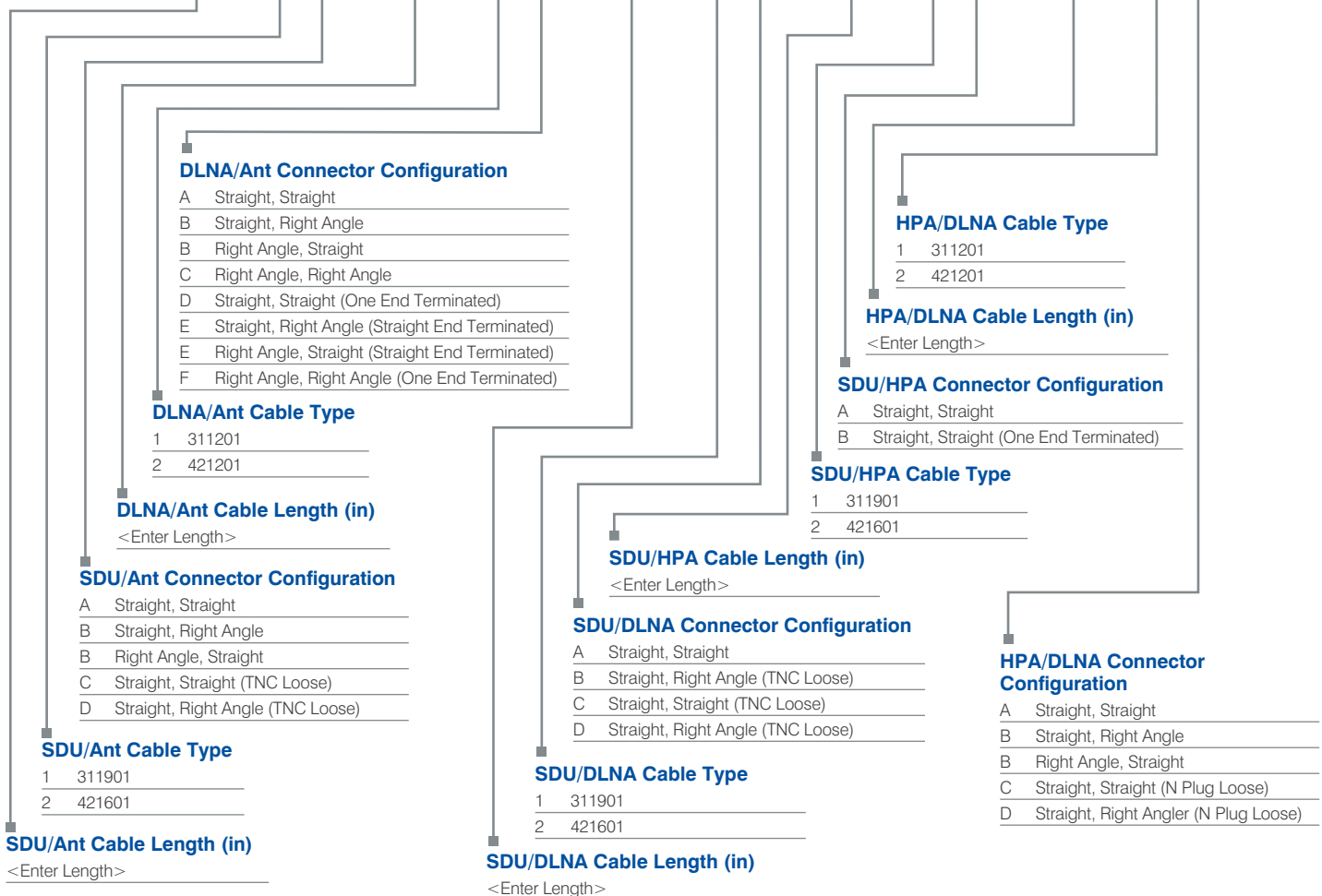
- 1) Complete as many questions as possible on the following form.
- 2) Email a copy of this form to Sales@CarlisleIT.com or fax a copy to 414.421.5301.
Call CarlisleIT Customer Service with any questions 800.327.9473 (USA) or 414.421.5300 (INTL).

Contact Name: **Order Date:** **Purchase Order Number:**
Company: **Date Needed:** **Quantity:**
Telephone: **Fax:** **Email:**

STANDARD PART NUMBER GUIDE FOR COAX KITS

Fill in part number below.

500-106538- / / / /



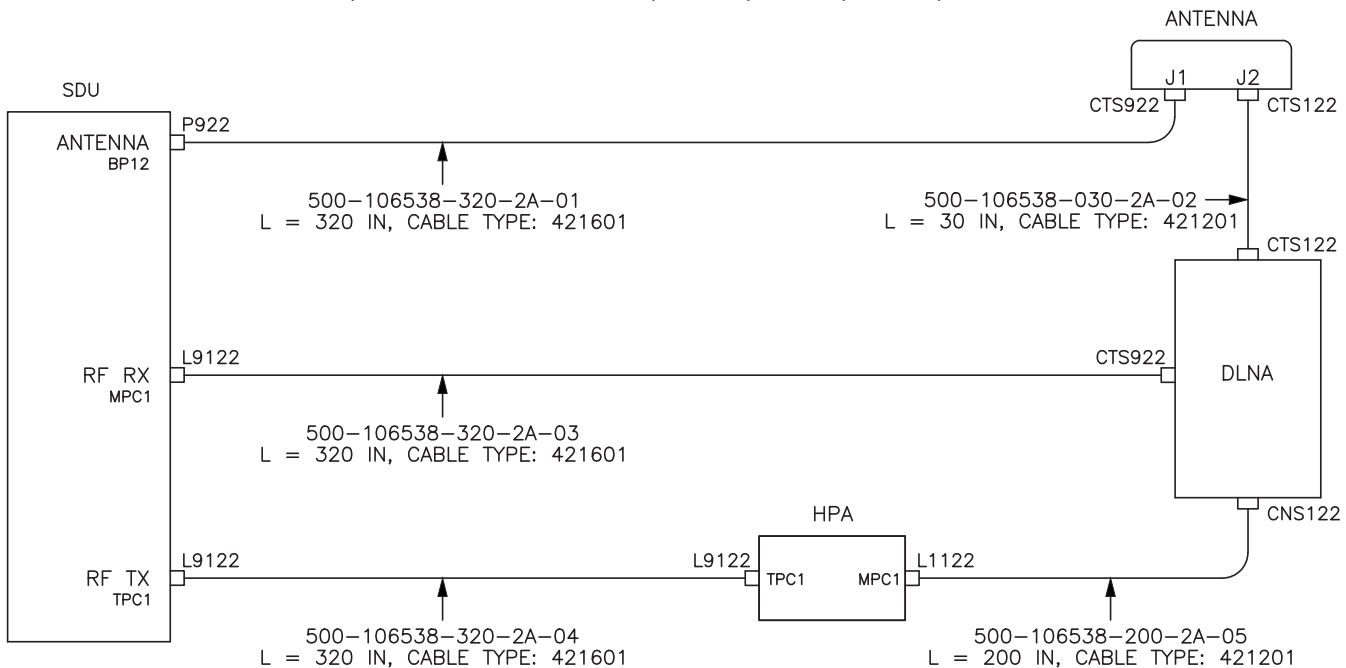
Cobham AVIATOR SP

EXAMPLE CONFIGURATION: COAX CABLE KIT

P/N: 500-106538-3202A/0302A/3202A/3202A/2002A

- SDU/Ant Cable Length (in) = 320
- SDU/Ant Cable Type = P/N: 421601 = 2
- SDU Size 5 & Ant TNC Connector Configuration = Straight, Straight = A
- DLNA/Ant Cable Length (in) = 030
- DLNA/Ant Cable Type = P/N: 421201 = 2
- DLNA TNC & Ant TNC Connector Configuration = Straight, Straight = Av
- SDU/DLNA Cable Length (in) = 320
- SDU/DLNA Cable Type = P/N: 421201 = 2
- SDU Size 1 & DLNA TNC Connector Configuration = Straight, Straight = A
- SDU/HPA Cable Length (in) = 320
- SDU/HPA Cable Type = P/N: 421201 = 2
- SDU Size 1 & HPA Size 1 Connector Configuration = Straight, Straight = A
- DLNA/HPA Cable Length (in) = 200
- DLNA/HPA Cable Type = P/N: 421201 = 2
- DLNA N & HPA Size 1 Connector Configuration = Straight, Straight = A

Example Coax Configuration
P/N: 500-106538-3202A/0302A/3202A/3202A/2002A



Cobham AVIATOR SP

SDU CONNECTOR HARNESS KIT

SDU Connector Harness Kits are engineered to the desired lengths of each aircraft bus location and the system specified in the installation manual. Please refer to the following worksheets to build your SDU harness. The harnesses are terminated at the SDU connector end and capped at the A/C end. Ethernet, databus, USB, and discrete wires specified in the installation manual are used to populate the connector harnesses. The kit also includes the mating backshells, as well as the loose ARINC 600 HPA connector, D38999 antenna connector, and MS3475 DLNA connector. Additional bulk wire can be purchased separately from the harnesses to accommodate any additional Ethernet and databus connections needed to complete your installation.

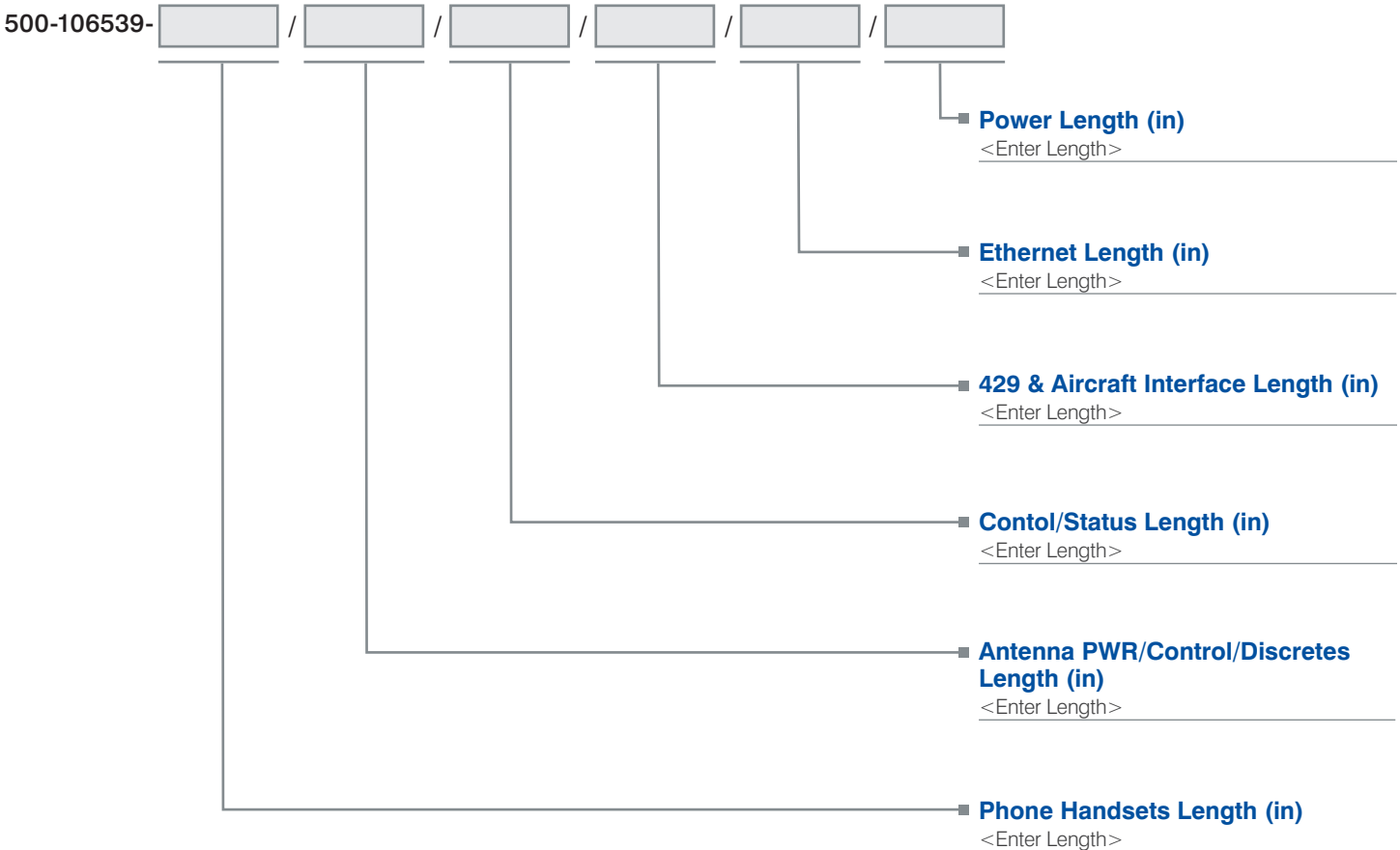
INSTRUCTIONS

- 1) Complete as many questions as possible on the following form.
- 2) Email a copy of this form to Sales@CarlisleIT.com, or fax a copy to 414.421.5301.
Call CarlisleIT Customer Service with any questions 800.327.9473 (USA) or 414.421.5300 (INTL).

Contact Name:	<input type="text"/>	Order Date:	<input type="text"/>	Purchase Order Number:	<input type="text"/>
Company:	<input type="text"/>	Date Needed:	<input type="text"/>	Quantity:	<input type="text"/>
Telephone:	<input type="text"/>	Fax:	<input type="text"/>	Email:	<input type="text"/>

STANDARD PART NUMBER GUIDE FOR SDU HARNESS KITS

Fill in part number below



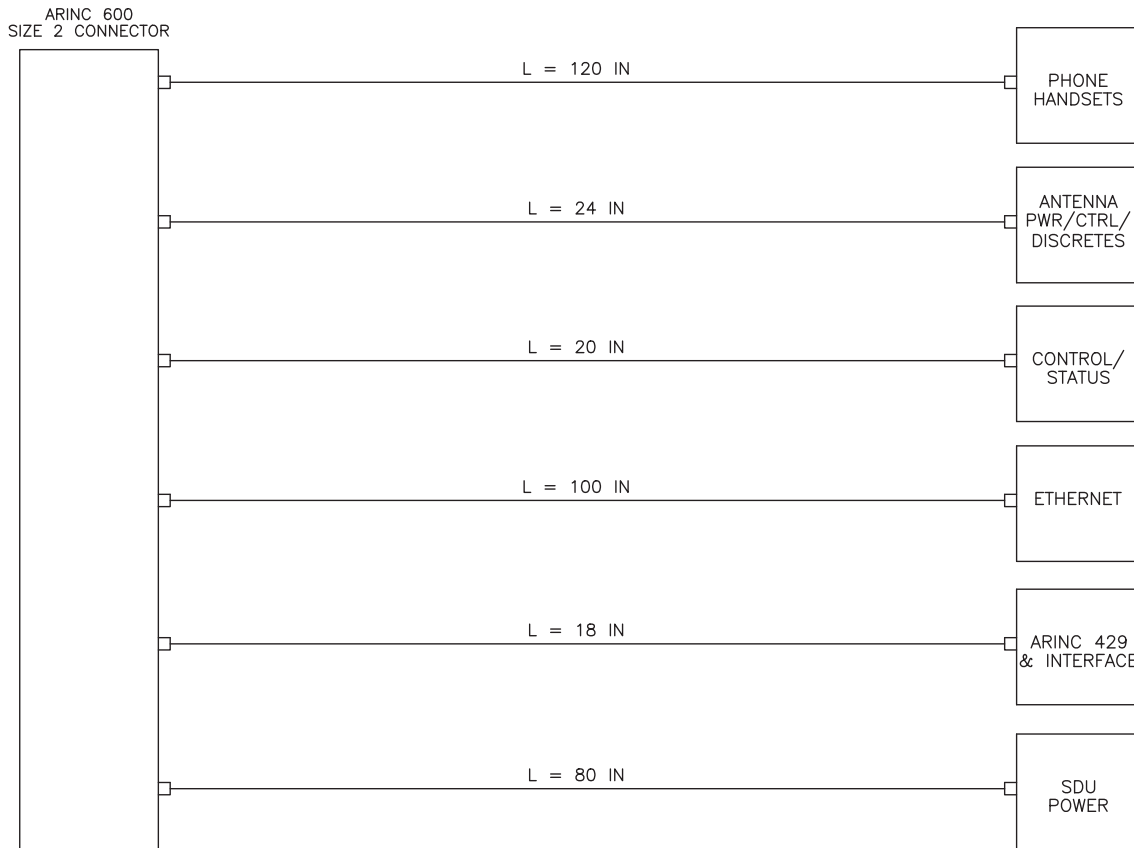
Cobham AVIATOR SP

EXAMPLE CONFIGURATION: SDU CONNECTOR HARNESS KITS

P/N: 600-106539-120/024/020/018/100/080

- Length to Phone Handsets = 120"
- Length to Antenna PWR/Control/Discrete = 24"
- Length to Control/Status = 20"
- Length of Power Wire = 18"
- Length of Ethernet = 100"
- Length to 429 and Aircraft Interface = 80"
- HPA Connector = NSXN2P221X00, Qty 1 (loose)
- Antenna Connector = D38999/26SC35SN, Qty 1 (loose)
- DLNA Connector = MS3475L12-10SN, Qty 1 (loose)

Example Harness Configuration
P/N: 600-106539-120/024/020/018/100/080



See CarlisleIT's full line of IFE, Connectivity & Interiors products at:
CarlisleIT.com/markets/commercial-aerospace/ifeci

+1 (800) 327-9473
Sales@CarlisleIT.com