

# ABS1699 Trays



ABS1699-03 and ABS1699-05 Trays

## INTRODUCTION

Carlisle Interconnect Technologies' (CarlisleIT) ABS1699 family of trays are standard equipment on all Airbus A3xx aircraft. ABS1699 trays:

- » Meet the standards of ARINC 600
- » Meet requirements from ABS1773 specific to these aircraft platforms
- » Have integrated side seals to speed installation on cooled equipment shelves
- » Have cooling holes standardized to accept NSA939511-03 plugs for easy airflow adjustments
- » Feature advanced thumbscrew hold-downs, which are designed to meet the performance criteria of the ASNA2168 and ABS1773 standards

All CarlisleIT trays and components are fabricated in our state-of-the-art manufacturing facility using top-quality materials to ensure a perfect fit and lifetime performance.

## FEATURES

- » Durable, rugged construction
- » Lightweight aluminum alloy
- » Clear Chem Film per MIL-DTL-5541, Type II, Class 3
- » Materials meet flammability, optical smoke density, and toxic gas generation requirements of ABD0031
- » RoHS compliant
- » 24-hour AOG support

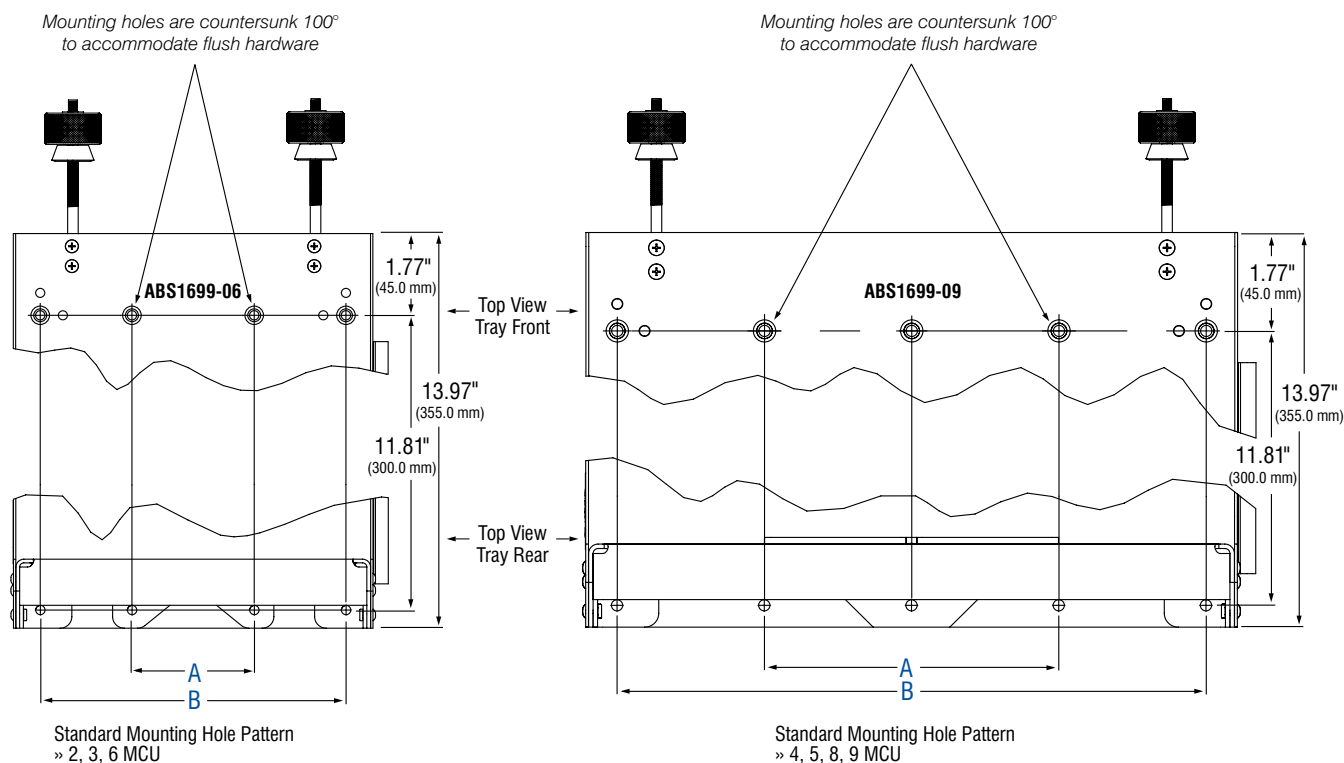
## APPLICATIONS

- » ABS1699
- » ARINC 600 standards
- » CFR Title 14 Part 25, 23 and 21
- » RTCA/DO-160

# ABS1699 Trays

## MOUNTING PATTERNS

The following cut-away diagrams illustrate standard front and rear mounting hole placement for ABS1699 Trays. No. 10 mounting holes are standard on all trays.



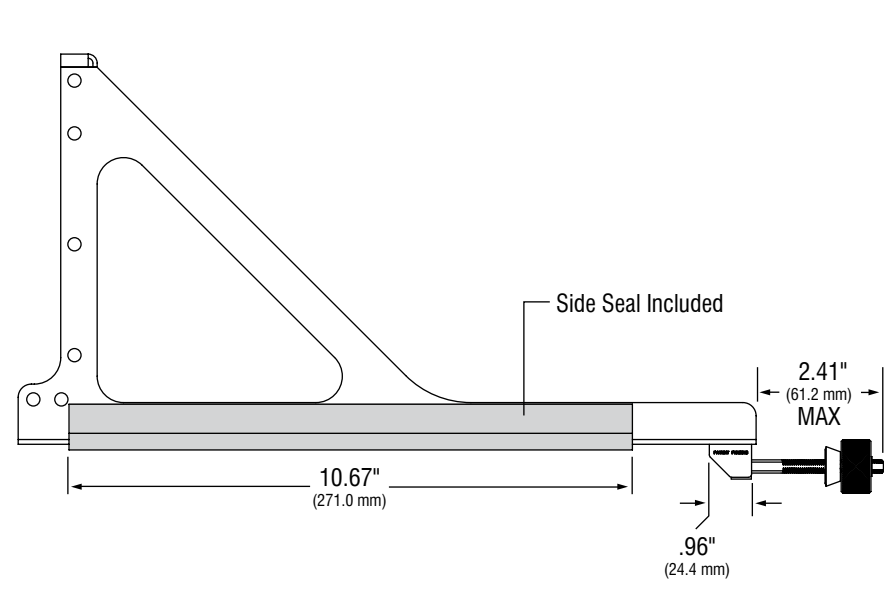
## MOUNTING DIMENSIONS: REFERENCE CHART

MCU Size	A	B
2 MCU	1.312" (33.3 mm)	-
3 MCU	2.624" (66.6 mm)	-
4 MCU	3.936" (100.0 mm)	-
5 MCU	5.248" (133.3 mm)	-
6 MCU	2.624" (66.6 mm)	6.560" (166.6 mm)
8 MCU	5.248" (133.3 mm)	9.184" (233.3 mm)
9 MCU	5.248" (133.3 mm)	10.496" (266.6 mm)

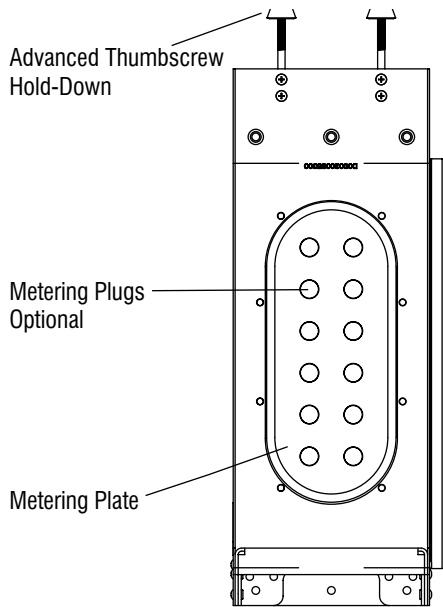
# ABS1699 Trays

## DIMENSIONAL DATA

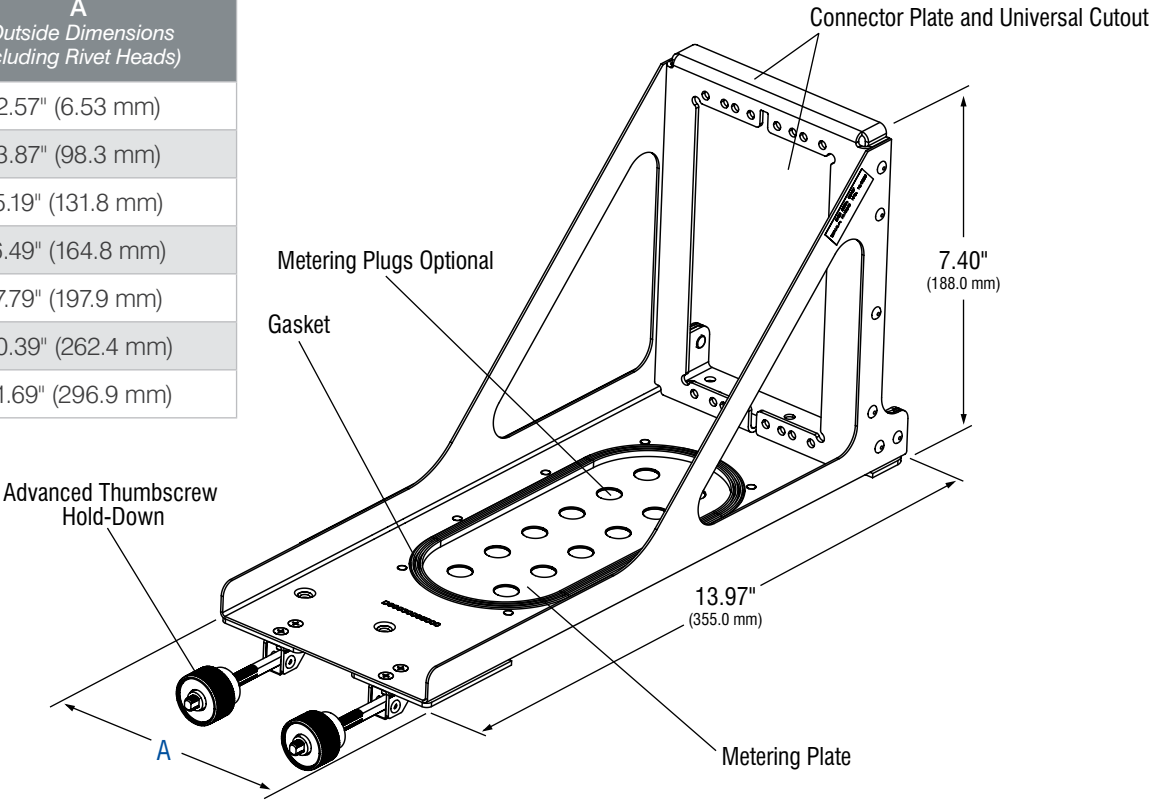
Typical Side View



Typical Top View



MCU Size	A (Outside Dimensions Including Rivet Heads)
2 MCU	2.57" (6.53 mm)
3 MCU	3.87" (98.3 mm)
4 MCU	5.19" (131.8 mm)
5 MCU	6.49" (164.8 mm)
6 MCU	7.79" (197.9 mm)
8 MCU	10.39" (262.4 mm)
9 MCU	11.69" (296.9 mm)

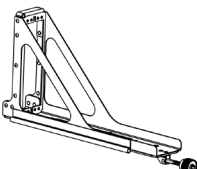
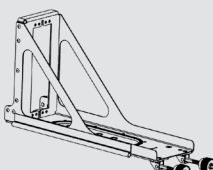
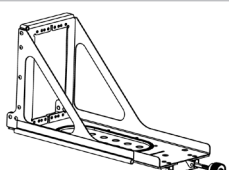
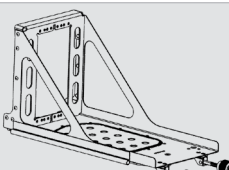
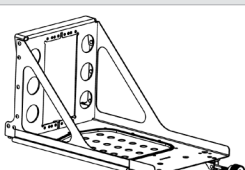
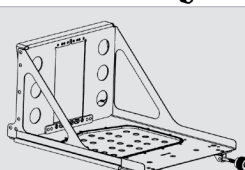


**Custom Sizes Available:** All dimensions shown represent our standard tray dimensions. However, we can customize any of these features to suit your specific needs.

# ABS1699 Trays

## OPTIONS & ACCESSORIES

Standard ABS1699 configurations shown. Custom configurations available.

MCU Size	ABS1699 Standard P/N	Airbus P/N	CarlisleIT P/N	Figure Illustration
2 MCU	ABS1699-02	D00030093000	200-23876-101	
3 MCU	ABS1699-03	D00030094000	200-23563-101	
4 MCU	ABS1699-04	D00030095000	200-23558-101	
5 MCU	ABS1699-05	D00030581000	200-28957-101	
6 MCU	ABS1699-06	D00030582000	200-28965-101	
8 MCU	ABS1699-08	D00030583000	200-28973-101	
9 MCU	ABS1699-09	-	200-25770-101	