

Compact D-Sub Backshells



INTRODUCTION

Carlisle Interconnect Technologies' (CarlisleIT) light-weight series D-sub Backshells are designed to minimize weight and maximize internal space and EMI shielding. Our D-sub backshells are an ideal solution for high end commercial and aviation cables where weight and/or EMI shielding are critical. The light weight series backshells also feature a number of unique features that improve the ease of assembly and overall system stability.

KEY CHARACTERISTICS

- » Tapped body style
- » Accommodates conventional and moisture proof MIL-STD-24308 D-sub connectors
- » Designed for ease of manufacturing and rework in the field
- » High precision manufacturing results in a minimal air gap
- » Very effective EMI shielding
- » RoHS and ELV compliant

FEATURES

- » Straight, 45° and 90° exit
- » 60% lighter than comparable industry standard products
- » Compact and efficient design maximizes internal space
- » Front panel mount capability
- » Slots for mounting stability

BENEFITS

- » Special mounting features for mechanical mounting stability that maximizes cable strain relief strength. This subsequently prevents potential damage to individual wires and electrical contacts.
- » Readily available engineering support for shield termination methods that optimize the mechanical and electrical system performances.
- » Custom designs are available to suit special application requirements such as tight space limitations or bending radii.

Straight Exit Angle Backshell



Straight exit angle backshells

Features

- » Straight cable exit
- » Unique front panel mount feature
- » Slots for 4-40 screw or tie strap to provide more mounting stability

Ideal Applications

- » Aerospace video and Ethernet
- » EMI protection
- » Weight sensitive

Kit Contents

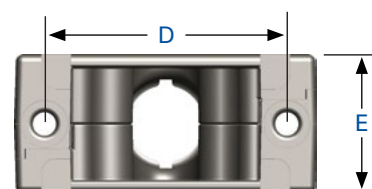
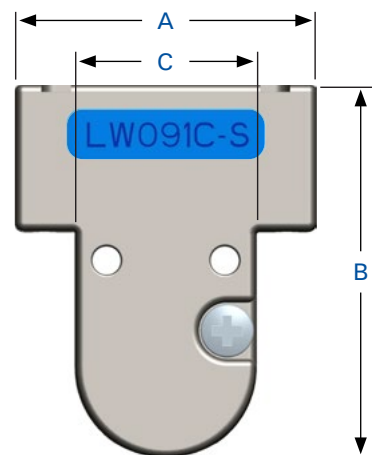
- » 2 shell halves
- » 2 screws (MS51957)

Standard Material

- » Shell - aluminum alloy with electroless nickel plating
- » 4-40 pan head screws - stainless steel

Optional Material

- » Zinc alloy or metalized plastic
- » Additional plating upon customers' request



Shell Size	Dimensions in Inches					Cable DIA (Min-Max) in Inches	Weight (Grams)	CarlisleIT P/N
	A	B	C	D	E			
1/E	1.230	1.500	0.740	0.984	0.560	0.1 - 0.3	18.0	LW091C-S
2/A	1.550	1.800	1.000	1.312	0.580	0.1 - 0.3	25.0	LW092C-S
3/B	2.100	1.800	1.475	1.852	0.580	0.2 - 0.4	28.5	LW123C-S
4/C	2.750	2.000	2.155	2.500	0.580	0.3 - 0.6	36.0	LW154C-S
5/D	2.650	2.000	2.085	2.406	0.680	0.3 - 0.6	38.0	LW165C-S

Notes:

1. The parts shown in the above table are standard items, other strain relief diameters can be available upon request.
2. Parts are packaged unassembled.

45° Exit Angle Backshell



45° exit angle backshells

Features

- » 45° cable exit
- » Unique front panel mount feature
- » Slots for 4-40 screw or tie strap to provide more mounting stability

Ideal Applications

- » Aerospace video and Ethernet
- » EMI protection
- » Weight sensitive

Kit Contents

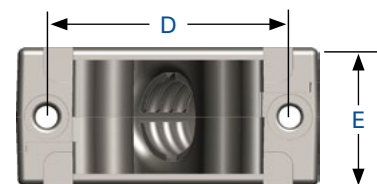
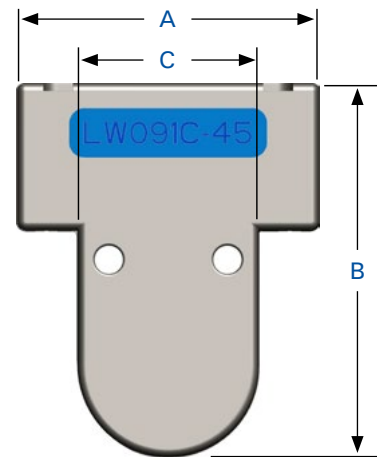
- » 2 shell halves
- » 2 screws (MS51957)

Standard Material

- » Shell - aluminum alloy with electroless nickel plating
- » 4-40 pan head screws - stainless steel

Optional Material

- » Zinc alloy or metalized plastic
- » Additional plating upon customers' request



Shell Size	Dimensions in Inches					Cable DIA (Min-Max) in Inches	Weight (Grams)	CarlisleIT P/N
	A	B	C	D	E			
1/E	1.230	1.500	0.740	0.984	0.560	0.1 - 0.3	18.0	LW091C-45
2/A	1.550	1.800	1.000	1.312	0.590	0.2 - 0.48	25.0	LW122C-45
3/B	2.100	1.800	1.475	1.852	0.580	0.2 - 0.4	28.5	LW123C-45
4/C	2.750	2.000	2.155	2.500	0.580	0.3 - 0.5	35.0	LW154C-45
5/D	2.650	2.000	2.085	2.406	0.690	0.3 - 0.6	38.0	LW165C-45

Notes:

1. The parts shown in the above table are standard items, other strain relief diameters can be available upon request.
2. Parts are packaged unassembled.

90° Exit Angle Backshell



Features

- » 90° cable exit

Ideal Applications

- » Aerospace video and Ethernet
- » EMI protection
- » Weight sensitive

Kit Contents

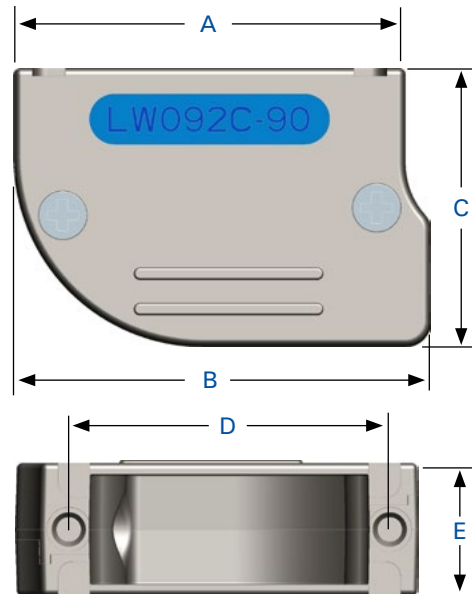
- » 2 shell halves
- » 2 screws

Standard Material

- » Shell - cast aluminum alloy with electroless nickel plating
- » Flat head screws - stainless steel

Optional Material

- » Zinc alloy or metalized plastic
- » Additional plating upon customers' request



Shell Size	Dimensions in Inches					Cable DIA (Min-Max) in Inches	Weight (Grams)	CarlisleIT P/N
	A	B	C	D	E			
1/E	1.230	1.330	0.95	0.984	0.540	0.10 - 0.25	12.0	LW071C-90
2/A	1.550	1.650	1.10	1.312	0.540	0.15 - 0.35	15.0	LW092C-90
3/B	2.100	2.200	1.20	1.852	0.540	0.20 - 0.40	18	LW123C-90
4/C	2.750	2.850	1.50	2.500	0.540	0.30 - 0.60	30	LW164C-90
5/D	2.650	2.750	1.50	2.406	0.680	0.35 - 0.65	34	LW165C-90*

*Design in development only.

Notes:

1. The parts shown in the above table are standard items unless otherwise noted, other strain relief diameters can be available upon request.
2. Parts are packaged unassembled.