

This print and associated documents and the contained information are the confidential property of ELECTRONIC CABLE SPECIALISTS. Disclosure of, and/or reproduction of, all or part thereof or manufacture of any part from information contained on this print not specifically permitted by ELECTRONIC CABLE SPECIALISTS in writing is forbidden.

CAD GENERATED DOCUMENT
 ANY CHANGES TO THIS DOCUMENT MUST BE SUBMITTED TO THE DESIGN/DRAFTING DEPARTMENT FOR PROPER UPDATE

DWG. NO.	SHEET	REV.
500-XXXX	1	N/C

R E V I S I O N S						
ECN	SHEET	ZONE	REV.	BRIEF DESCRIPTION (SEE ECN FOR COMPLETE CHANGE DETAILS)	DATE	APPROVED
-	-	-	N/C	NEW RELEASE		

NOTES: UNLESS OTHERWISE SPECIFIED

1. LABEL BOTH ENDS OF CABLE.
 COVER ALL LABELS WITH CLEAR HEAT SHRINK.
 APPLY BLACK ADHESIVE SHRINK TUBING ACCORDING TO ECS WORK INSTRUCTION WI007.
2. SHIP EACH KIT SEPARATELY. MARK OUTSIDE OF BOX WITH P.O. #, SERIAL #, AND CONTENTS DESCRIPTION PER EXAMPLE:
 P.O. # XXXXX
 SER # EXXXXX
 THRANE & THRANE AERO-SB LITE COAX CABLE CONFIGURATION

3. INCLUDE APPROPRIATE TEST DOCUMENTATION WITH EACH SET.

4. COAXIAL CABLE ASSEMBLY LENGTH TOLERANCE, UNLESS OTHERWISE NOTED;

LENGTH	≤ 12	12-120	> 120
TOL	+0.5/-0.0	+3.5/-0.0	+5.5/-0.0

5. QTY 2 BTF101's ARE REQUIRED FOR ANTENNA INTERFACE.

- W1 INSERTION LOSS 20 dB MAXIMUM AT 1600 MHZ.
- W2 INSERTION LOSS 20 dB MAXIMUM AT 1600 MHZ.
- W3 INSERTION LOSS 0.7 dB MAXIMUM AT 1600 MHZ.
- W4 INSERTION LOSS 17 dB MAXIMUM AT 1600 MHZ.
- W5 INSERTION LOSS 5 dB MAXIMUM AT 2400 MHZ.
- W6 INSERTION LOSS 5 dB MAXIMUM AT 2400 MHZ.

-	-	-	-	-	-	5 BTF101	TNC F/F BLKHD ADAPTER		8
1	1	-	-	-	-	BTS722	180 DEG TNC PLUG		7
-	-	-	2	-	-	CTSX22 (TBD)	180 DEG TNC PLUG		6
-	-	1	-	1	-	CTS722	180 DEG TNC PLUG		5
-	-	-	-	-	1	CNS722	180 DEG N PLUG		4
1	1	1	-	1	1	249-2078-000	ARINC 404 SIZE 5 COAX SOCKET	620021	3
TBD	TBD	-	TBD	-	-	TBD	LOW LOSS 50 OHM COAX CABLE		2
-	-	TBD	-	TBD	TBD	3C142B	50 OHM COAX CABLE		1
QTY REQ'D	QTY REQ'D	QTY REQ'D	QTY REQ'D	QTY REQ'D	QTY REQ'D	COMPONENTS PART NO. OR IDENTIFYING NO.	NOMENCLATURE OR DESCRIPTION	ALTERNATE PART NUMBER	ITEM NO.
-06	-05	-04	-03	-02	-01				
ASSEMBLY PART NO.	ASSEMBLY PART NO.	ASSEMBLY PART NO.	ASSEMBLY PART NO.	ASSEMBLY PART NO.	ASSEMBLY PART NO.				

P A R T L I S T

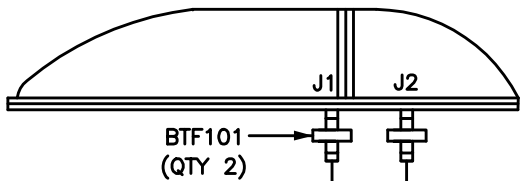
SALES NOTE:

1. DRAWING SHOWN WITH STRAIGHT CONNECTORS FOR ILLUSTRATION PURPOSES ONLY. RIGHT ANGLE CONNECTORS ARE AVIALABLE UPON REQUEST.

ALL LENGTHS IN INCHES		ELECTRONIC CABLE SPECIALISTS FRANKLIN, WI 53132 PHONE: (414) 421-5300	
APPROVALS	DATE	TITLE	
DRAWN BY: C CHAPMAN	10/20/08	THRANE & THRANE AERO-SB LITE COAX CABLE CONFIGURATION	
CHECKED BY:		SIZE	CAGE CODE
DESIGNED BY:		C 66197	LEVEL
PROJECT ENG:		DWG NO.	500-XXXX
ENG. MGR:		SCALE:	FILE: AERO-SB LITE
			SHEET: 1 OF 3

This print and associated documents and the contained information are the confidential property of ELECTRONIC CABLE SPECIALISTS. Disclosure of, and/or reproduction of, all or part thereof or manufacture of any part from information contained on this print not specifically permitted by ELECTRONIC CABLE SPECIALISTS in writing is forbidden.

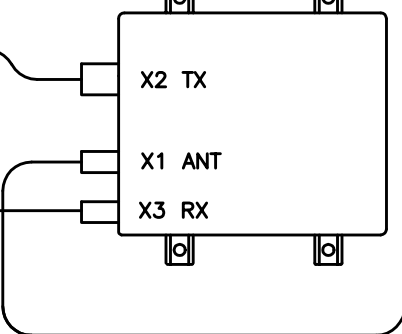
TT-5006A
IGA ANT



BTF101
(QTY 2)

500-XXXXX-03
(W3)

TT-5016A
HLD



500-XXXXX-01
(W1)

500-XXXXX-02
(W2)

500-XXXXX-04
(W4)

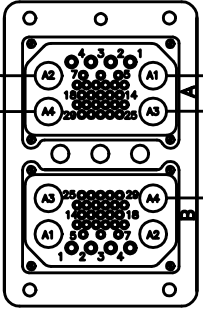
500-XXXXX-06
(W6)

500-XXXXX-05
(W5)

TT-5040A-004
WLAN #2 ANT

TT-5040A-004
WLAN #1 ANT

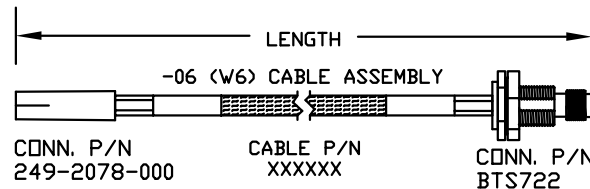
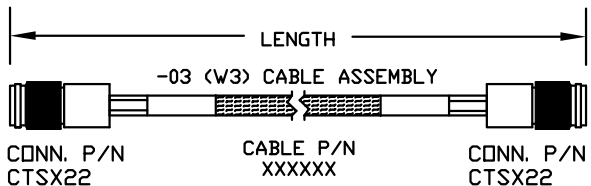
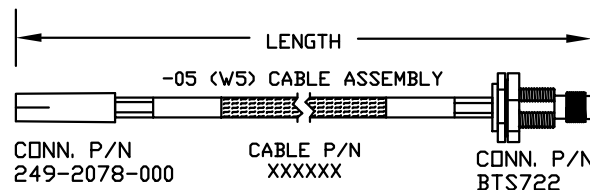
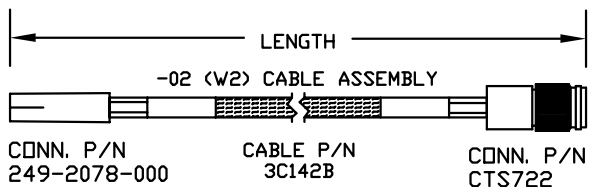
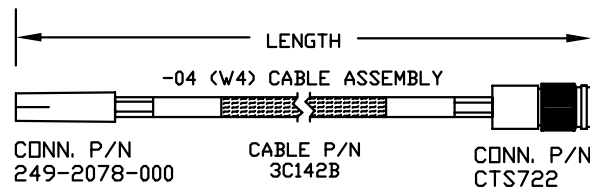
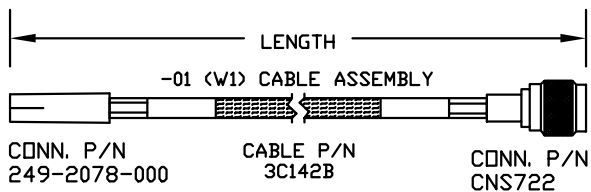
TT-5040A
SBU



NOTES: SEE SHEET 1

		ELECTRONIC CABLE SPECIALISTS FRANKLIN, WI 53132 PHONE: (414) 421-5300	
SIZE C	CAGE CODE 66197	LEVEL	DWG NO. 500-XXXXX
SCALE:	FILE: AERO-SB LITE	SHEET: 2 OF 3	

This print and associated documents and the contained information are the confidential property of ELECTRONIC CABLE SPECIALISTS. Disclosure of, and/or reproduction of, all or part thereof or manufacture of any part from information contained on this print not specifically permitted by ELECTRONIC CABLE SPECIALISTS in writing is forbidden.



CABLE LABELING

PN 500-XXXXX-01
SER# EXXXXX
SBU TPA1/HLD X2
W1

PN 500-XXXXX-02
SER# EXXXXX
SBU TPA3/HLD X3
W2

PN 500-XXXXX-03
SER# EXXXXX
HLD X1/ANT J1
W3
(BLUE)

PN 500-XXXXX-04
SER# EXXXXX
SBU BPA4/ANT J2
W4
(RED)

PN 500-XXXXX-05
SER# EXXXXX
SBU TPA2/WLAN #1
W5

PN 500-XXXXX-06
SER# EXXXXX
SBU TPA4/WLAN #2
W6

NOTES: SEE SHEET 1

		ELECTRONIC CABLE SPECIALISTS	
FRANKLIN, WI 53132		PHONE: (414) 421-5300	
SIZE	CAGE CODE	LEVEL	DWG NO.
C	66197		500-XXXXX
SCALE:	FILE: AERO-SB LITE	SHEET: 3 OF 3	